

## FH Custom Pattern Prints – Rolls

Custom Pattern Prints for your T-shirt and garment decorating applications. With these patterns you can now give your designs an added 'pop' and get an edge over your competition.

### RECOMMENDED FABRICS





- 100% Cotton\*
- 100% Polyester\*
- Poly/Cotton blends\*
- Lycra/Spandex
- Dazzle

\* Best Choice

Due to the combination of fabrics, weaves, coatings and dyes used in the textile industry, we recommend testing the application before production.

### APPLICATION

Preheat for 10 seconds

-  10–15 seconds
-  305° F / 149° C
-  Medium Pressure
-  Peel Warm

### CUTTING INSTRUCTIONS

1. Feed material into cutter with media facing up
2. Cut the design in positive form  
**TIP:** Perform cut test to ensure proper blade depth
3. Weed away excess material from your design
4. Cover the design with pre mask, to be purchased separately, and use squeegee to smooth out any air bubbles
5. Remove backing

### APPLICATION

1. Preheat your garment for 10 seconds
2. Align your design on the garment
3. Heat apply for 10–15 seconds at 305° F / 149° C with a medium pressure
4. Peel warm

### CARE

1. Turn garment inside out
2. Machine wash, warm or cold, using mild detergent
3. Do not use bleach
4. Tumble dry low
5. Do not iron directly onto this material



All technical information and recommendations are based on tests we believe to be reliable. However, we cannot guarantee performance conditions not under manufacturer's control. Before using, we recommend testing to determine suitability of the product for its intended use. The user assumes all risk and liability whatsoever in connection with the use of this product.